


NOME: _____


DATA: _____

www.mestredosaber.com.br

FAÇA AS ADIÇÕES.




+




=



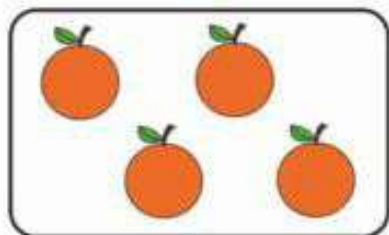


+

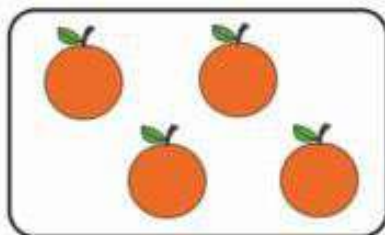


=



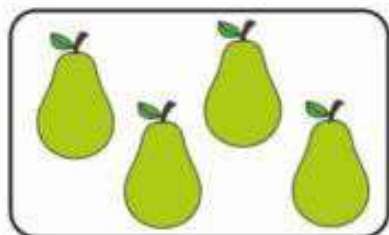


+

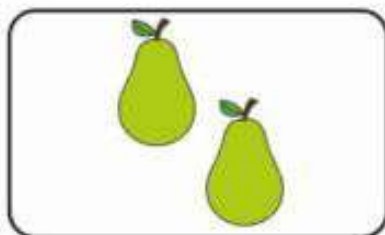


=





+



=

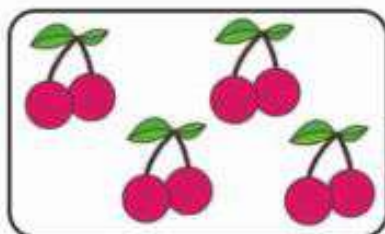
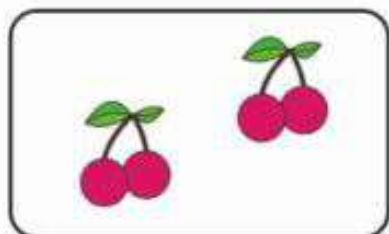


NOME: _____

DATA: _____

www.mestredosaber.com.br



FAÇA AS ADIÇÕES.



+

=


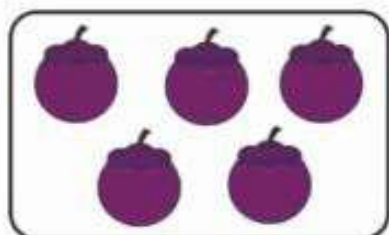




+

=






+

=





+

=






NOME: _____

DATA: _____




www.mestredosaber.com.br

FAÇA AS ADIÇÕES.



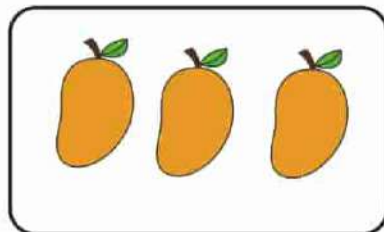
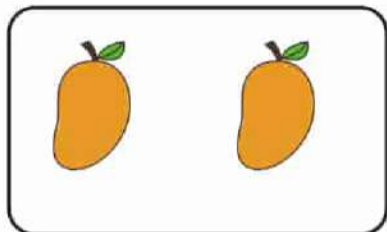
+

=



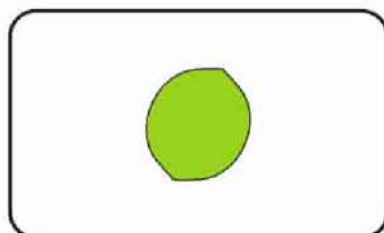
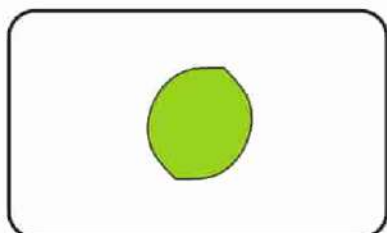
+

=



+

=



+

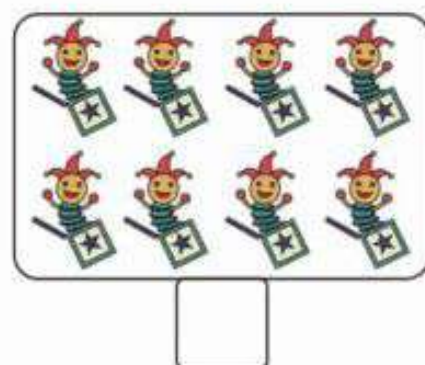
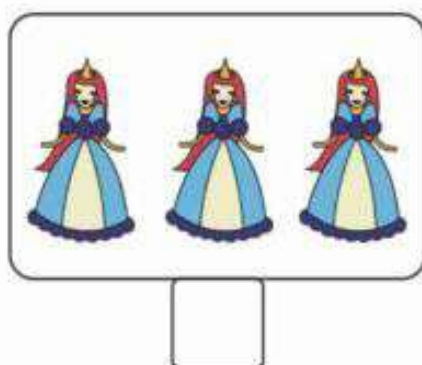
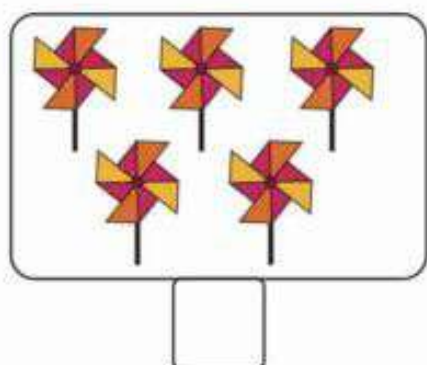
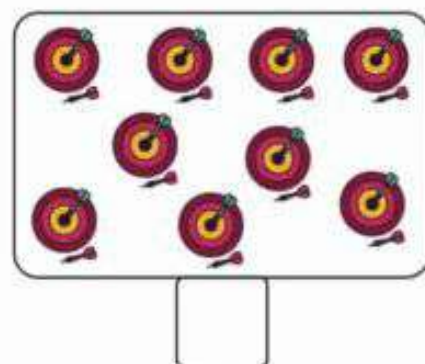
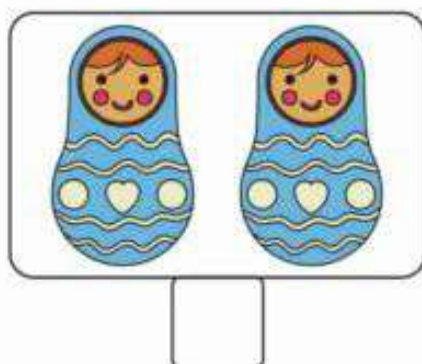
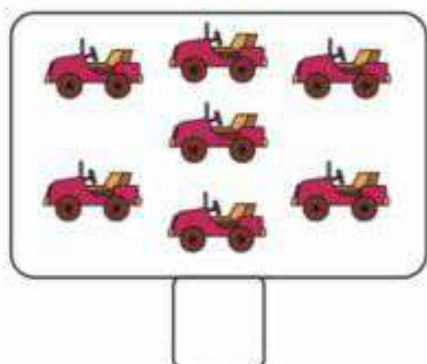
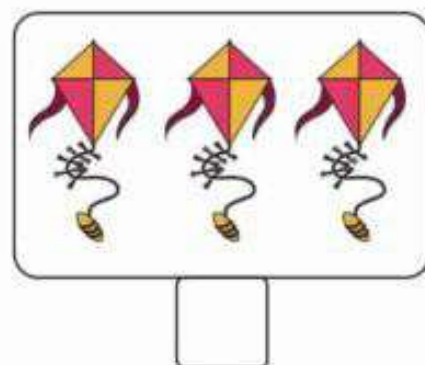
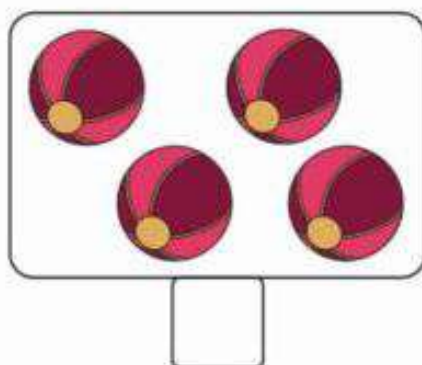
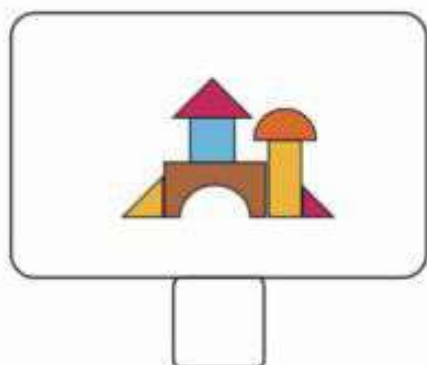
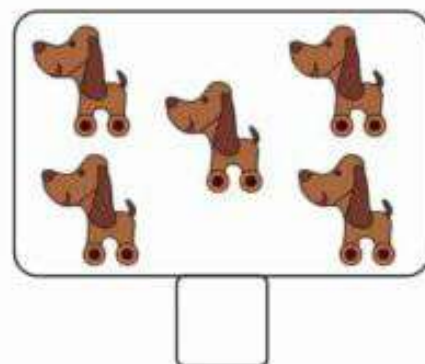
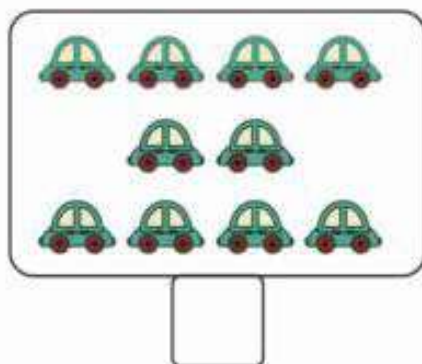

=

NOME: _____

DATA: _____

www.mestredosaber.com.br

CONTE ATÉ 10.

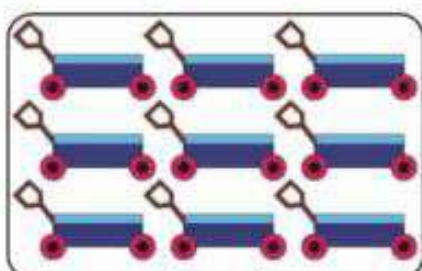
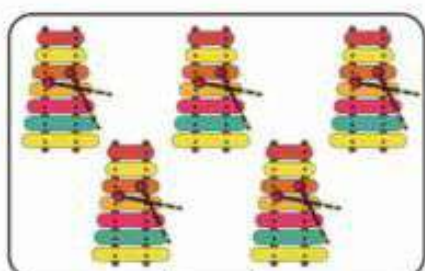
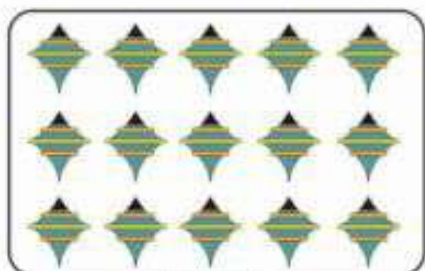
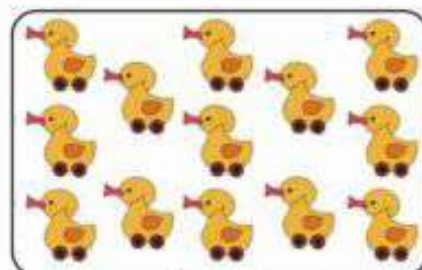






NOME: _____

DATA: _____

www.mestredosaber.com.br

CONTE ATÉ 20.




NOME: _____





DATA: _____


www.mestredosaber.com.br

OBSERVE AS CORES E TIPOS DE FLORES E ESCREVA AS QUANTIDADES.








A rectangular box containing six flowers: three yellow daisy-like flowers and three purple five-petaled flowers. To the right is a 3x2 grid for counting. The first row contains one yellow flower icon in the left cell. The second row contains one purple flower icon in the left cell. The third row contains one small purple flower icon and one small yellow flower icon in the left cell.







A rectangular box containing ten flowers: five yellow daisy-like flowers and five purple five-petaled flowers. To the right is a 3x2 grid for counting. The first row contains one yellow flower icon in the left cell. The second row contains one purple flower icon in the left cell. The third row contains one small purple flower icon and one small yellow flower icon in the left cell.



A rectangular box containing nine flowers: one yellow daisy-like flower and eight purple five-petaled flowers. To the right is a 3x2 grid for counting. The first row contains one yellow flower icon in the left cell. The second row contains one purple flower icon in the left cell. The third row contains one small purple flower icon and one small yellow flower icon in the left cell.


	
	
 	

NOME: _____





DATA: _____


www.mestredosaber.com.br

OBSERVE AS CORES E TIPOS DE FLORES E ESCREVA AS QUANTIDADES.








Flower counting exercise 1. The box contains 7 flowers: 4 blue flowers with 8 petals and 3 pink flowers with 5 petals. To the right is a 3x2 grid for recording counts.



Flower counting exercise 2. The box contains 8 flowers: 4 blue flowers with 8 petals and 4 pink flowers with 5 petals. To the right is a 3x2 grid for recording counts.



Flower counting exercise 3. The box contains 8 flowers: 4 blue flowers with 8 petals and 4 pink flowers with 5 petals. To the right is a 3x2 grid for recording counts.

